

Scaled data based on original data using
LM-79-08 Approved Method: Electrical and Photometric Measurements of Solid-
State Lighting Products

Test Report Prepared for
Cooper Lighting Solutions
(formerly Eaton)

Brand: McGRAW-EDISON

Report Number: P594168

Luminaire Tested: **ISC-PA1C-760-U-T3-HSS**

Issue Date: 3/22/2022

Test Information

Test Method: LM-79-08
Report Number: P594168
TEST IS SCALED FROM IESNA LM-79-08 TEST DATA (G1-2201-510-11)
Test Lab: INNOVATION CENTER
Issue Date: 3/22/2022
Manufacturer: COOPER LIGHTING SOLUTIONS (FORMERLY EATON)
Product Line: MCGRAW-EDISON
Catalog Number: ISC-PA1C-760-U-T3-HSS
Description: IMPACT ELITE LED CYLINDER LUMINAIRE
(1) 70 CRI, 5700K, 615mA LIGHT ENGINE WITH 24 LEDS AND TYPE III OPTICS
WITH HOUSE SIDE SHIELD
Light Source: -
Ballast/Driver: ELECTRONIC DRIVER

Summary

Lumens per Lamp: N/A
Luminaire Lumens: 5186 lumens
Efficiency: N/A
Efficacy: 106.1 lumens/watt
Luminous Opening: Rectangular (W 0.75' x L: 0.5' x H: 0')
IES Classification: Type III - Medium
BUG Rating: B1 - U0 - G2

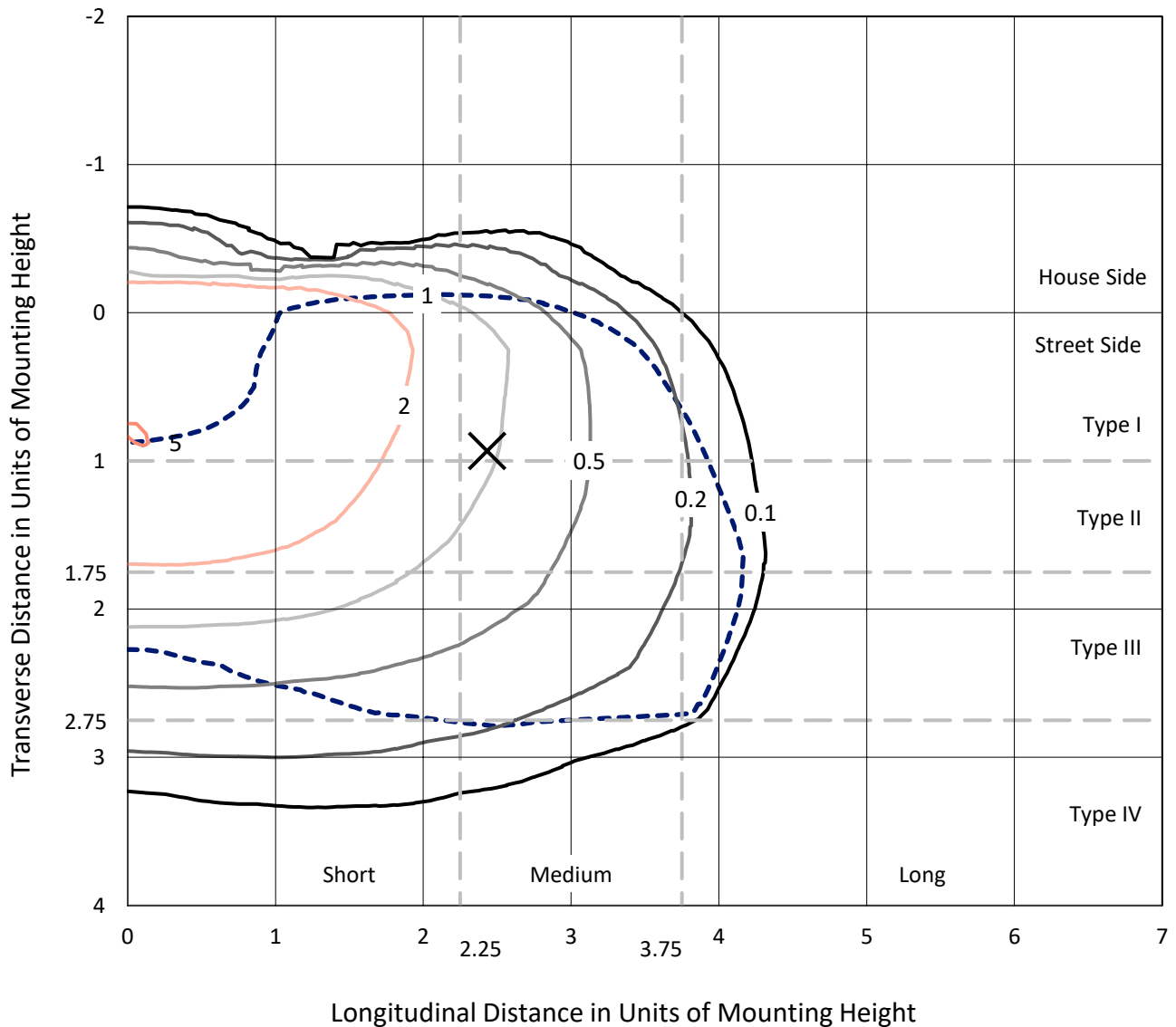
Input Watts (W): 48.9
Input Voltage (V): NR
Input Current (Ain): NR
Voltage Rise (V): NR
Power Factor: NR
Total Harmonic Distortion (THDi): NR
Frequency (hertz): 60
Stabilization Time: NR
Operation Time: NR
Ambient Temperature (°C): NR
Test Distance: 28.75 FT



REPORT NUMBER: P594168
 CATALOG NUMBER: ISC-PA1C-760-U-T3-HSS

Iso-Footcandle Lines of Horizontal Illumination

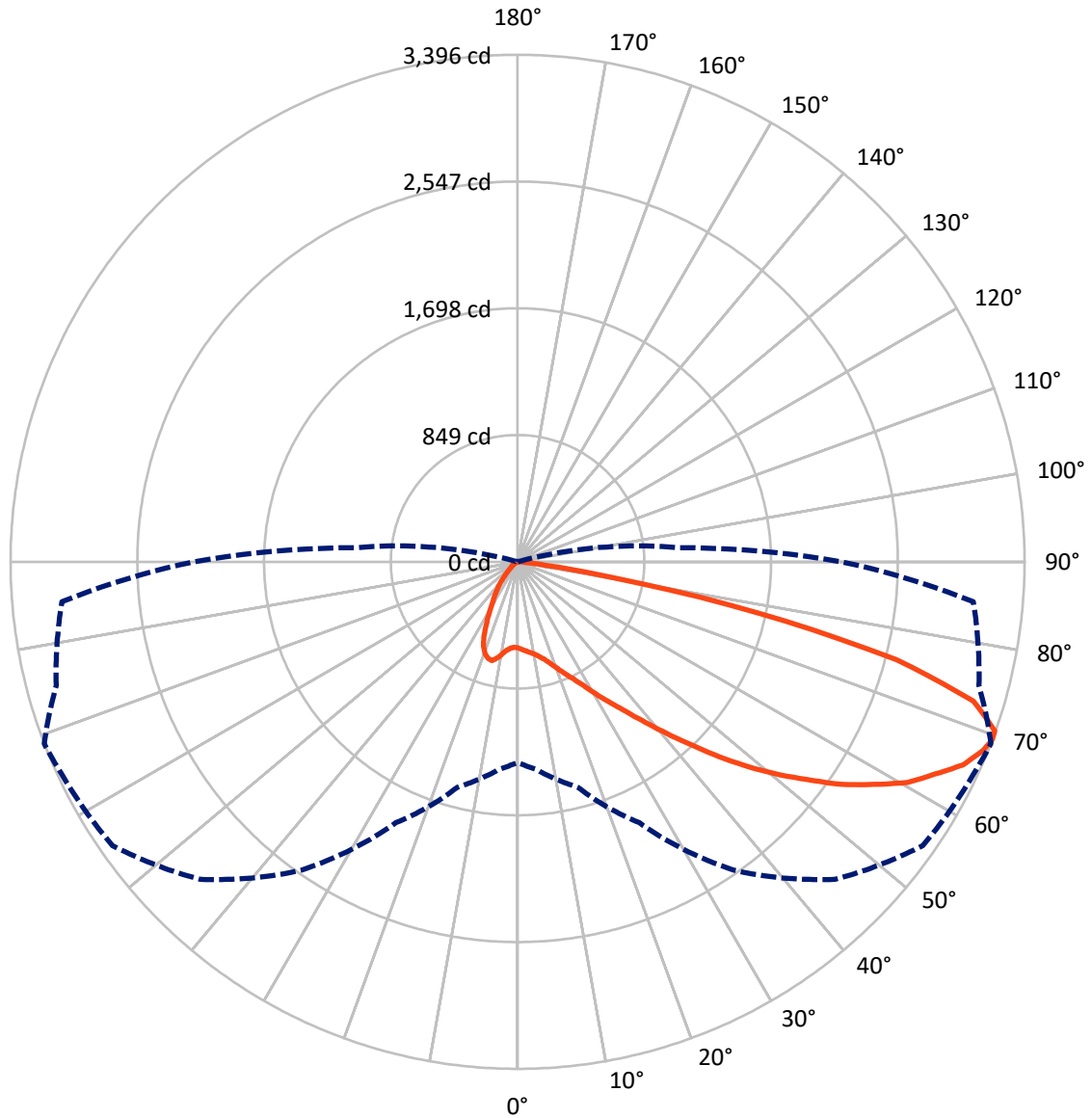
× Max cd
 - - - 1/2 Max cd



Based on 12 foot mounting height. Maximum calculated value = 5 fc
 Type III - Medium - N/A

REPORT NUMBER: P594168
CATALOG NUMBER: ISC-PA1C-760-U-T3-HSS

Luminous Intensity Polar Plot



— Vertical Plane Through 69-Deg Lateral - - - Horizontal Cone Through 69-Deg Vertical

REPORT NUMBER: P594168
 CATALOG NUMBER: ISC-PA1C-760-U-T3-HSS

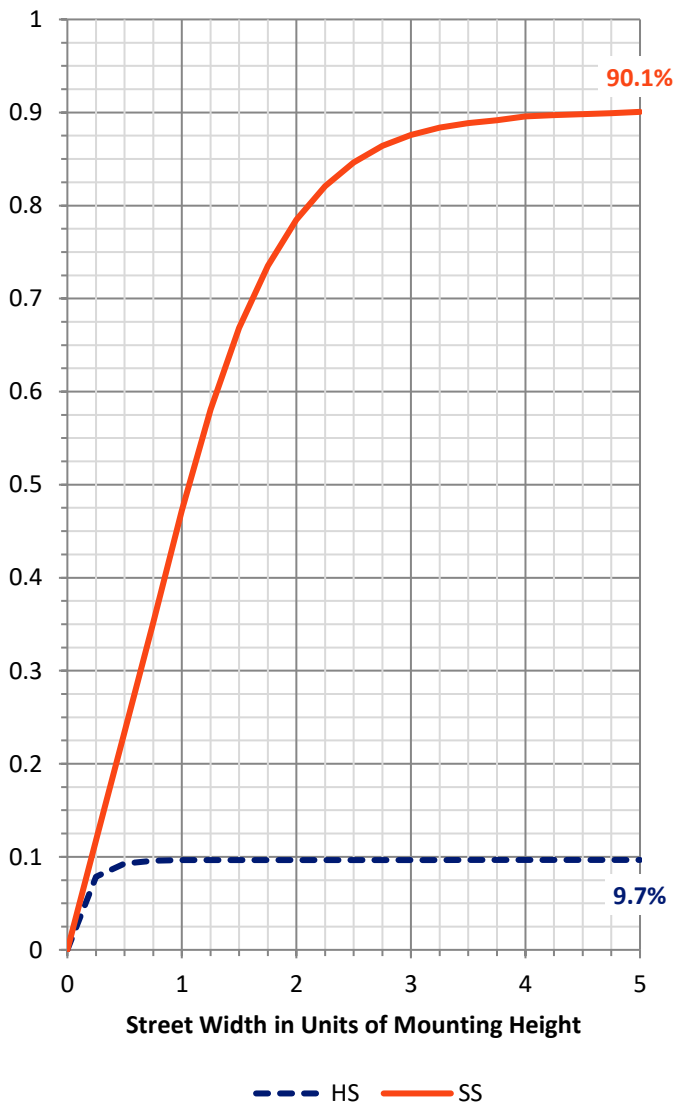
FLUX DISTRIBUTION:

		Downward	Upward	Total
House Side	Lumens	505.3	0.0	505.3
	% Fixture	9.7	0.0	9.7
Street Side	Lumens	4680.7	0.0	4680.7
	% Fixture	90.3	0.0	90.3
Total	Lumens	5186.0	0.0	5186.0
	% Fixture	100.0	0.0	100.0

ZONAL LUMENS:

Zone	Lumens	% Fixture
0°-10°	55.0	1.1
10°-20°	145.5	2.8
20°-30°	242.3	4.7
30°-40°	436.2	8.4
40°-50°	791.0	15.3
50°-60°	1236.1	23.8
60°-70°	1430.1	27.6
70°-80°	799.8	15.4
80°-90°	49.9	1.0
90°-100°	0.0	0.0
100°-110°	0.0	0.0
110°-120°	0.0	0.0
120°-130°	0.0	0.0
130°-140°	0.0	0.0
140°-150°	0.0	0.0
150°-160°	0.0	0.0
160°-170°	0.0	0.0
170°-180°	0.0	0.0
0°-90°	5186.0	100.0
0°-180°	5186.0	100.0

Coefficient of Utilization

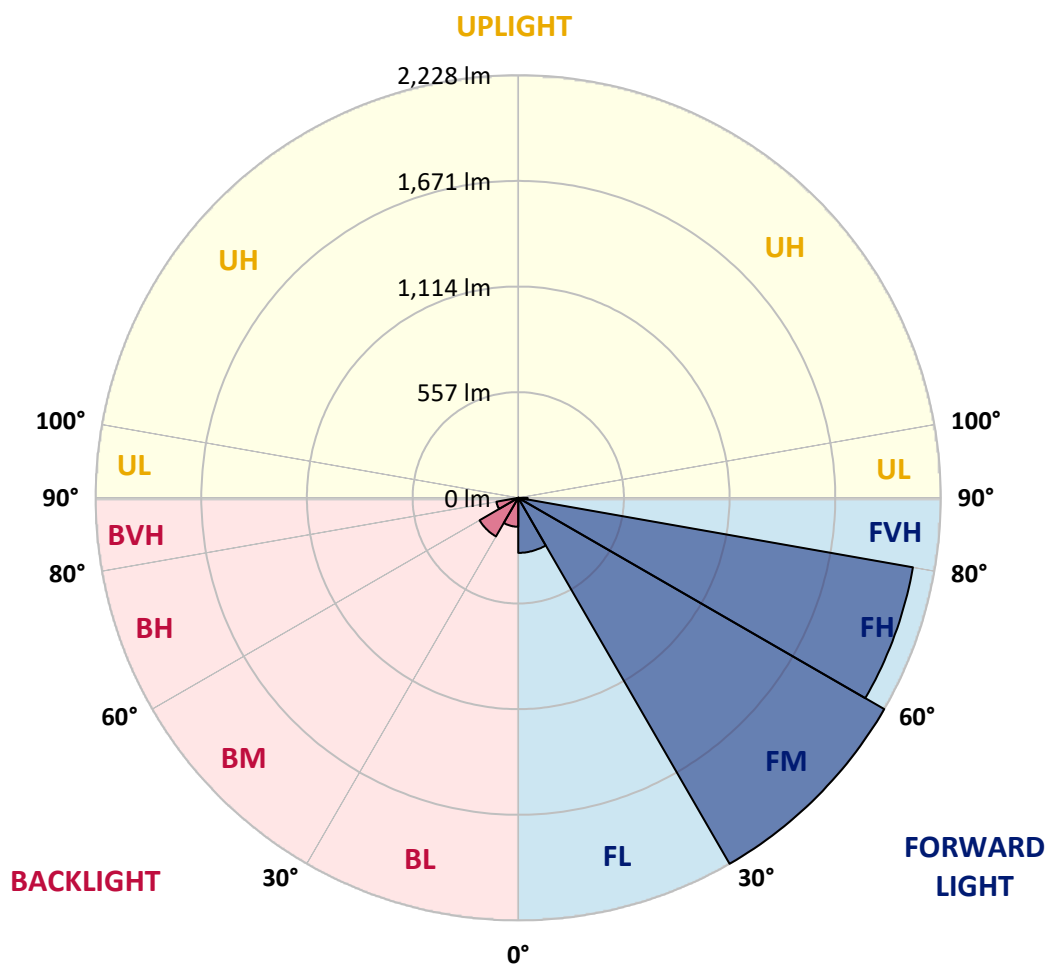


REPORT NUMBER: P594168
 CATALOG NUMBER: ISC-PA1C-760-U-T3-HSS

LUMINAIRE CLASSIFICATION SYSTEM LUMEN TABLE AND BUG RATING:

Zone	Lumens	% Fixture	Zone Rating/Lumen Limit		
			B	U	G
FL (0°-30°)	290.1	5.6			
FM (30°-60°)	2228.1	43.0			
FH (60°-80°)	2112.9	40.7			G2/5000
FVH (80°-90°)	49.6	1.0			G1/100
BL (0°-30°)	152.7	2.9	B1/500		
BM (30°-60°)	235.2	4.5	B1/1000		
BH (60°-80°)	117.0	2.3	B1/500		G1/500
BVH (80°-90°)	0.4	0.0			G0/10
UL (90°-100°)	0.0	0.0		U0/0	
UH (100°-180°)	0.0	0.0		U0/0	

BUG Rating: B1-U0-G2
 Type III Medium





REPORT NUMBER: P594168

CATALOG NUMBER: ISC-PA1C-760-U-T3-HSS

CANDELA DISTRIBUTION (FULL):

	0°	5°	15°	25°	35°	45°	55°	65°	69°	75°	85°
0°	576.9	576.9	576.9	576.9	576.9	576.9	576.9	576.9	576.9	576.9	576.9
2.5°	597.6	597.6	597.6	594.1	595.9	594.1	592.4	587.2	588.9	587.2	582.0
5°	576.9	578.6	583.8	587.2	595.9	599.3	601.0	601.0	599.3	595.9	592.4
7.5°	537.1	537.1	542.3	552.7	570.0	588.9	604.5	613.1	614.9	614.9	609.7
10°	526.8	526.8	533.7	540.6	557.9	580.3	604.5	625.2	628.7	632.1	630.4
12.5°	521.6	523.3	530.2	542.3	564.8	585.5	611.4	640.8	651.1	659.8	661.5
15°	528.5	528.5	535.4	547.5	573.4	602.8	635.6	668.4	678.8	690.8	699.5
17.5°	538.9	542.3	545.8	557.9	582.0	618.3	661.5	704.7	716.8	732.3	739.2
20°	556.1	556.1	559.6	570.0	595.9	639.0	699.5	751.3	761.7	772.0	780.7
22.5°	576.9	578.6	578.6	587.2	616.6	663.2	732.3	796.2	813.5	818.7	822.1
25°	639.0	635.6	623.5	618.3	640.8	690.8	772.0	849.7	868.7	873.9	867.0
27.5°	768.6	754.8	721.9	687.4	683.9	734.0	825.6	917.1	937.8	939.6	915.4
30°	930.9	932.6	879.1	804.8	754.8	780.7	884.3	1001.7	1022.5	1013.8	975.8
32.5°	1131.3	1122.6	1082.9	975.8	875.7	853.2	948.2	1089.8	1114.0	1100.2	1050.1
35°	1302.3	1307.4	1259.1	1164.1	1038.0	965.5	1025.9	1188.3	1217.6	1193.4	1131.3
37.5°	1445.6	1452.5	1423.1	1345.4	1233.2	1119.2	1127.8	1304.0	1343.7	1319.5	1241.8
40°	1604.5	1609.7	1597.6	1513.0	1412.8	1302.3	1264.3	1437.0	1490.5	1457.7	1376.5
42.5°	1778.9	1797.9	1777.2	1709.9	1606.2	1511.2	1454.2	1599.3	1652.9	1632.1	1523.3
45°	2017.3	2019.0	1994.8	1927.5	1820.4	1742.7	1673.6	1772.0	1841.1	1815.2	1687.4
47.5°	2193.4	2205.5	2191.7	2145.1	2058.7	2006.9	1911.9	1962.0	2034.6	2001.7	1856.7
50°	2328.2	2361.0	2348.9	2362.7	2319.5	2297.1	2152.0	2158.9	2229.7	2202.1	2029.4
52.5°	2402.4	2443.9	2447.3	2518.1	2554.4	2609.7	2385.2	2374.8	2419.7	2395.5	2205.5
55°	2392.1	2402.4	2488.8	2618.3	2759.9	2886.0	2613.1	2570.0	2632.1	2564.8	2392.1
57.5°	2291.9	2317.8	2469.8	2630.4	2880.8	3063.9	2810.0	2761.7	2813.5	2723.7	2583.8
60°	2148.5	2186.5	2381.7	2611.4	2951.7	3171.0	3001.7	2953.4	3000.0	2891.2	2801.4
62.5°	2019.0	2036.3	2215.9	2532.0	2910.2	3165.8	3150.3	3105.4	3133.0	3019.0	2987.9
65°	1834.2	1841.1	2019.0	2388.6	2818.7	3131.3	3231.4	3248.7	3278.1	3126.1	3120.9
67.5°	1549.2	1564.8	1740.9	2138.2	2666.7	3063.9	3295.4	3329.9	3364.4	3183.1	3145.1
69°	1343.7	1393.8	1563.0	1927.5	2519.9	3006.9	3312.6	3367.9	3395.5	3198.6	3063.9
70°	1176.2	1219.3	1414.5	1765.1	2390.3	2943.0	3324.7	3362.7	3390.3	3165.8	2930.9
72.5°	590.7	645.9	913.6	1288.4	1899.8	2651.1	3262.5	3221.1	3191.7	2911.9	2371.3
75°	228.0	236.6	392.1	734.0	1188.3	1946.5	2785.8	2708.1	2621.8	2209.0	1405.9
77.5°	126.1	124.4	171.0	324.7	506.0	951.6	1884.3	1759.9	1640.8	1186.5	570.0
80°	53.5	57.0	74.3	155.4	266.0	329.9	915.4	813.5	647.7	376.5	136.4
82.5°	32.8	34.5	51.8	95.0	184.8	126.1	297.1	253.9	186.5	101.9	32.8
85°	10.4	12.1	36.3	63.9	89.8	51.8	67.4	58.7	51.8	43.2	10.4
87.5°	1.7	1.7	13.8	34.5	24.2	8.6	6.9	12.1	19.0	20.7	3.5
90°	0.0	0.0	0.0	0.0	0.0	0.0	0.0	0.0	0.0	0.0	0.0



REPORT NUMBER: P594168
 CATALOG NUMBER: ISC-PA1C-760-U-T3-HSS

CANDELA DISTRIBUTION (continued):

	90°	95°	105°	115°	125°	135°	145°	155°	165°	175°	180°
0°	576.9	576.9	576.9	576.9	576.9	576.9	576.9	576.9	576.9	576.9	576.9
2.5°	580.3	576.9	573.4	571.7	571.7	568.2	566.5	564.8	564.8	563.0	563.0
5°	587.2	583.8	580.3	578.6	575.1	573.4	573.4	573.4	571.7	573.4	575.1
7.5°	604.5	599.3	597.6	595.9	595.9	590.7	582.0	559.6	537.1	530.2	523.3
10°	628.7	626.9	626.9	626.9	614.9	570.0	507.8	452.5	423.1	399.0	399.0
12.5°	663.2	663.2	661.5	656.3	594.1	485.3	388.6	305.7	257.3	229.7	233.2
15°	701.2	699.5	702.9	670.1	523.3	374.8	234.9	165.8	139.9	136.4	136.4
17.5°	740.9	744.4	740.9	633.9	430.1	231.4	139.9	126.1	122.6	122.6	122.6
20°	782.4	778.9	773.8	571.7	312.6	145.1	120.9	117.4	114.0	112.3	112.3
22.5°	823.8	820.4	785.8	492.2	195.2	119.2	114.0	107.1	101.9	100.2	100.2
25°	863.6	863.6	763.4	390.3	133.0	112.3	103.6	96.7	91.5	86.4	86.4
27.5°	913.6	917.1	727.1	272.9	112.3	103.6	93.3	82.9	76.0	72.5	72.5
30°	970.6	975.8	668.4	177.9	101.9	91.5	81.2	69.1	58.7	55.3	53.5
32.5°	1038.0	1043.2	601.0	117.4	91.5	79.4	67.4	51.8	41.5	39.7	38.0
35°	1124.4	1112.3	519.9	93.3	79.4	67.4	51.8	36.3	29.4	27.6	27.6
37.5°	1231.4	1205.5	426.6	81.2	67.4	53.5	38.0	24.2	19.0	19.0	17.3
40°	1354.1	1281.5	329.9	72.5	57.0	41.5	24.2	15.5	12.1	12.1	12.1
42.5°	1488.8	1345.4	234.9	63.9	46.6	29.4	15.5	8.6	6.9	6.9	6.9
45°	1644.2	1404.2	160.6	55.3	39.7	20.7	8.6	3.5	3.5	3.5	3.5
47.5°	1799.7	1442.1	107.1	48.4	29.4	12.1	5.2	1.7	1.7	1.7	1.7
50°	1956.8	1471.5	82.9	41.5	20.7	6.9	1.7	0.0	0.0	0.0	0.0
52.5°	2096.7	1492.2	67.4	34.5	13.8	5.2	1.7	0.0	0.0	0.0	0.0
55°	2217.6	1494.0	58.7	27.6	10.4	3.5	0.0	0.0	0.0	0.0	0.0
57.5°	2340.3	1480.1	50.1	20.7	6.9	1.7	0.0	0.0	0.0	0.0	0.0
60°	2414.5	1443.9	39.7	15.5	5.2	1.7	0.0	0.0	0.0	0.0	0.0
62.5°	2459.4	1383.4	31.1	10.4	3.5	1.7	0.0	0.0	0.0	0.0	0.0
65°	2433.5	1307.4	22.5	6.9	3.5	1.7	0.0	0.0	0.0	0.0	0.0
67.5°	2312.6	1190.0	15.5	5.2	1.7	1.7	0.0	0.0	0.0	0.0	0.0
69°	2169.3	1082.9	13.8	3.5	1.7	1.7	0.0	0.0	0.0	0.0	0.0
70°	2043.2	1000.0	12.1	3.5	1.7	1.7	0.0	0.0	0.0	0.0	0.0
72.5°	1521.6	644.2	10.4	3.5	1.7	1.7	0.0	0.0	0.0	0.0	0.0
75°	854.9	215.9	6.9	1.7	1.7	0.0	0.0	0.0	0.0	0.0	0.0
77.5°	321.2	55.3	3.5	1.7	0.0	0.0	0.0	0.0	0.0	0.0	0.0
80°	70.8	13.8	1.7	0.0	0.0	0.0	0.0	0.0	0.0	0.0	0.0
82.5°	15.5	3.5	0.0	0.0	0.0	0.0	0.0	0.0	0.0	0.0	0.0
85°	5.2	1.7	0.0	0.0	0.0	0.0	0.0	0.0	0.0	0.0	0.0
87.5°	1.7	0.0	0.0	0.0	0.0	0.0	0.0	0.0	0.0	0.0	0.0
90°	0.0	0.0	0.0	0.0	0.0	0.0	0.0	0.0	0.0	0.0	0.0

(END OF REPORT)